

5th

Activity BOOK

5th Year
Basic Education



141 504



Contents

Unit	
Unit I : Introducing Others	<ul style="list-style-type: none">▪ Reading comprehension▪ Language▪ Writing▪ Project idea
Unit II : Describing People and Places	<ul style="list-style-type: none">▪ Reading comprehension▪ Language▪ Writing▪ Project idea
Unit III : In the Playground	<ul style="list-style-type: none">▪ Reading comprehension▪ Language▪ Writing▪ Project idea
Unit IV : Celebrating my Birthday	<ul style="list-style-type: none">▪ Reading comprehension▪ Language▪ Writing▪ Project idea
Unit V : Eating Habits	<ul style="list-style-type: none">▪ Reading comprehension▪ Language▪ Writing▪ Project idea
Unit VI : Using Means of Transport	<ul style="list-style-type: none">▪ Reading comprehension▪ Language▪ Writing▪ Project idea

Introducing Others

Text

Hi ! My name is Paul and this is my family. Today, we are in my grandfather's house. This is my grandmother. She tells us stories all the time. This is my aunt Grace. She is a baker. This is my uncle Simon. He is a teacher. They have two children. They are my cousins. Olivia's favourite school subject is English. She likes drawing. Oliver enjoys playing with his pet rabbit.

Adapted from <https://www.youtube.com/watch?v=IDZA54Bi8sg>

READING COMPREHENSION QUESTIONS :

1- Tick the correct answer. The text is about Paul's :

- a- friends.
- b- neighbours.
- c- family.

2- Circle TRUE or FALSE.

- | | | |
|---------------------------------------|------|-------|
| a- Paul is in his grandfather's house | TRUE | FALSE |
| b- Paul has three cousins | TRUE | FALSE |
| c- Grace is a baker | TRUE | FALSE |

3- Match with the family member :

- | | | |
|-------------|-----------------------|----------------|
| 1- Simon . | <input type="radio"/> | a- cousin |
| 2- Grace . | <input type="radio"/> | b- grandfather |
| 3- Olivia . | <input type="radio"/> | c- aunt |
| | <input type="radio"/> | d- uncle |

4- Complete with words from the text :

Simon is Paul's uncle. He has two (a) His son, Oliver has a (b) rabbit. His daughter, Olivia likes (c)

5- Look at the picture and write a sentence from the text.

.....



.....



LANGUAGE :

1- Look at the pictures and label them using the following words. There are two extra words.

Trousers / Shirt / Coat / T-shirt / Jacket / Dress / Trainers / Skirt

.....

2- Circle the right alternative.

This is Max, my dog and this is Polly, my bird. (He / They) are nice (but / and) friendly. Max can (walk / fly), run and swim. Polly can fly but (/ can't) swim.

3- Complete the paragraph with : am / is / are

Everyday I go to school. Now, it 10 o'clock, I..... in the courtyard. The music teacher playing the guitar. Maha singing and Bilel dancing. Ahmed, Aly and Noura practicing sport. Linda drawing and I reading a story.

WRITING

1- Put the letters in order to make words.



m/r/g/d/a/n/a

.....



r/t/a/e/h/c/e

.....



w/g/d/i/a/r/n

.....



i/b/t/r/a/b

.....

2- Put the words in order to make sentences.

- pink / is/ T-shirt/ Milly/ a/ wearing
- Milly
- clean / brother/ rabbit's/ My/ I/ house/ our/ and/the
- My
- is/ My/ favourite/ science/ subject
- My
- The / live/ house/ my/ next to/ Browns
- The

Project Idea

- Make a collage or a poster of your favourite person (family member/ neighbour/ teacher/ classmate / friend).
- You can also make a video or a PowerPoint presentation.
- Bring it to the class and share it with your classmates (give a physical and moral description of your chosen person to your classmates)

Describing People and Places

Text

Hello, my name is John. Manchester is my town. I live there with my grandma. In my town there is a bakery where I buy bread. There is a butcher shop where I buy meat and a greengrocer's where I buy vegetables. There is also a big school. Next to the school, there is a police station. At school, Miss Kitty is my English teacher. She is kind and helpful. She is my favourite teacher. I have so much fun in my town. I go to the park with my best friend where I play hopscotch. I also go to the restaurant with my family.

Adapted from <https://www.youtube.com/watch?v=IDZA54Bi8sg>

READING COMPREHENSION QUESTIONS :

1- Underline the correct answer. The text is about :

- My grandma's house.
- My town.
- My school.

2- Circle TRUE or FALSE .

John lives in a town	TRUE	FALSE
John lives with his cousin	TRUE	FALSE
John doesn't like his town	TRUE	FALSE

3- Read and match.

- | | | |
|------------------|---|-------------------------------------|
| 1- Bakery | • | <input type="radio"/> a- Vegetables |
| 2- Butcher | • | <input type="radio"/> b- Meat |
| 3- Greengrocer's | • | <input type="radio"/> c- Cheese |
| | | <input type="radio"/> d- Bread |

4- Read the text and tick the correct sentences.

Next to the park, there is a police station.

John's school is big.

John goes to the park with his family.

5- Complete with words from the text.

John is a pupil. He goes to a (a) in his town. Miss Kitty is his English teacher. She is kind and (b) She is his (c) teacher.

LANGUAGE :

1- Look at the pictures and label them using the following words. (There are two extra words !)

Fridge / Lamp / Bed / Bath / Cooker / Garden / TV set

In my grandma's house there is a :



.....

.....

.....

.....

.....

2- Complete with : his / her / their.

John lives in Manchester. Mrs Brown is (a) neighbour. Tony and Andrew are sons. (c) house is behind the hospital.

3- Circle the right alternative.

- The mother : Alex, (**who/ what**) is this boy ?
- John : (**She/ He**) is my best friend.
- The mother : (**Where/ When**) does he live ?
- John : His house is (**between/ next**) to the fire station.

WRITING

This is Alex.



1- Reorder the letters to get the words to describe Alex.

Alex is [u-f-n-y-n] and [v-e-c-l-r-e] He is [h-s-o-t-r]
 He has got [u-l-b-e] eyes and [l-n-b-d-o] hair.
 He [i-k-l-s-e] strawberries. But he dislikes [f-i-h-s]

2- Read and reorder the words to get coherent sentences.

is / John / playing / the / on / swing
near / is / the hospital / The cinema
children / bench / sitting / are / The / on / the

3- Complete the dialogue with the missing phrases from the box :

Thank you / Sure / turn left

John goes to the library.



- John : Can you help me, please ?
- Book seller :
- John : Where can I find children's stories ?
- Book seller : Go straight, then, the stories are on the big table.
- John :

Project Idea

- Create a miniature of your town / grandma's house / school, etc.
- You can draw, cut, and paste.
- You can also make a video or a PowerPoint presentation.
- Bring it to class and present it to your classmates.

In the Playground

Text

Hi, my name's Bella and Saturday is my favourite day because there is no school. When it's a nice day, I usually go to the playground with my best friends : Tom, Adam, Greg and his sister Sara.

First, I swing. Then, I take two turns at the slide. Adam likes playing football with Sara but Greg enjoys riding his bike on the path. Tom loves climbing the monkey bars.

We have lots of fun together. I love Saturdays.

www.kslearning.com

READING COMPREHENSION QUESTIONS :

1- Circle the correct answer. The text is about Bella's :

- a- birthday.
- b- favourite day.
- c- sisters.

2- Write True/False.

- a- Bella's favourite day is Sunday.
- b- Bella goes to the playground when it's nice
- c- Sara is playing hide and seek.

3- Tick ✓ the right answer :

	is playing football	is swinging	is cycling on the path	is climbing the monkey bars
Adam				
Greg				
Tom				
Bella				

4- Answer the questions below :

a- Why does Bella like Saturday ?

.....

b- How many friends has she got ?


.....

c- What's your favourite day ? why ?

.....

LANGUAGE :

1- Label the games using the words and expressions in the box.



1. Skipping rope 2. Playing football 3. Swinging 4. See-saw 5. Running 6. Skating 7. Hopscotch 8. Sliding

2- Circle the correct word.

a- The little boy is (riding - climbing) a bike.

b- The children are outside. (These - They) are sliding.

3- Fill in the blanks with words from the list. There is one extra word

can / fun / because / swings / careful / seesaws

Playgrounds have (1), slides and (2) Playgrounds are (3) places. But sometimes you (4) get hurt. So, you should be (5) when you are playing.

4- Match the sentence parts.

- | | |
|---------------------|--|
| Mum : - How about . | <input type="radio"/> a - play on the seesaw. |
| Jhon : - Good . | <input type="radio"/> b- first. |
| Mary : - Let's . | <input type="radio"/> c- idea. |
| John : - Me . | <input type="radio"/> d- going to a playground ? |
| Mary : - No . | <input type="radio"/> e- it's ok. |
| John : - Sorry . | <input type="radio"/> f- it's my turn. |

WRITING

1- Reorder the words to make correct sentences.

a- you / swinging / ? / like / Do

.....

b- don't / I / No / , / .

.....

2- Look at the picture and answer the question : What are Morris and Molly doing ?



1000 Pieces Puzzle

PLAYGROUND



Celebrating my Birthday

Text

My name is Sue. My birthday is on April 7. On my birthday, I usually have a big party and invite all my friends. They always arrive at 3 o'clock. They give me lots of presents and cards. We eat pizza, burgers, sweets, chocolate and cookies. We drink juice and soda. We dance, sing and play games. Then, my parents bring in my birthday cake. I blow out the candles and they all sing Happy Birthday to me. My birthday is always fun.

READING COMPREHENSION QUESTIONS :

1- Tick the correct answer.

- a- inviting her friends to her birthday party.
- Sue is : b- describing her friend's birthday party.
- d- telling how she celebrates her birthday.

2- Complete this table with information about the party.

Who	When	Activities	Foods and drinks
a-	d-	e-	h-
b-		f-	i-
c-		g-	j-
			k-
			l-
			m-
			n-
			o-

3- Write True/False.

- a- Sue's birthday is in winter. (.....)
- b- Sue gets many presents on her birthday. (.....)
- c- Sue doesn't like her birthday. (.....)

4- Match each verb from column A with the corresponding noun from column B. Write your answers in column C.

A	B	C
<p>1- Have</p> <p>2- Invite</p> <p>3- Play</p> <p>4- Blow out</p>	<p>a- banner.</p> <p>b- candles.</p> <p>c- friends.</p> <p>d- games.</p> <p>e- a party.</p>	<p>1 →</p> <p>2 →</p> <p>3 →</p> <p>4 →</p>

LANGUAGE :

1- Match each number with the corresponding word.

20

60

30

Twenty

Fifty

Thirty Sixty

Forty

50

40

15

2- Fill in the blanks with : in / on / at

I get up (1) seven o'clock every morning and have breakfast. Then, I ride my bike to school. (2) the afternoon, I always do my homework. After that, I play in the garden with my sister. (3) spring, the garden is very beautiful with colourful flowers and green trees. (4) Sunday, I play football with my friends.

3- Look and complete.

a- Count and write the plural of the words in brackets.



- 1) There are (balloon)
- 2) There are (party hat)
- 3) There are (banner)
- 4) There are (spoon)
- 5) There are (cup)
- 6) There are (birthday cake)
- 7) There are (child)

b- Pronunciation : Put the plural words in the right column :

/ s /	/ z /
a :	c :
b :	d :
c :	e :

4- Look at the pictures and complete the sentences with the appropriate verbs in the list below. (There is 1 extra verb)

Add / Bake / Decorate / Blow out / Drink / Eat



a- candles. b- cheese. c- the cake. d- tea. e- cookies.

5- Put the bracketed verbs in the simple present or the present progressive.

- Bill is a pupil. He (love) (1) sport. He (play) (2) football every day.
Right now, he (not / play) (3) football. He (ride) (4) his bike.

6- Reorder the words to get correct sentences. (Mind capitalization)

- 1) living / decorate / the / I / room / balloons / with / .
.....
- 2) garlands / are / hanging / they / ?
.....
- 3) the / play / garden / in / children / the / sometimes / .
.....
- 4) is / my / a / father / cake / preparing / birthday / .
.....
- 5) sofa / clean / is / the / ?
.....

I get up (1) seven o'clock every morning and have breakfast. Then I
bike to school. (2) I always do my homework. After that
in the garden with my sister. (3) the garden is very beautiful
colourful flowers and green trees. (4) Today, I play football with my friends.

Project Idea

the birthday party project

- Celebrate a birthday party in class.
- Name the birthday items and write / read birthday cards.

READING COMPREHENSION QUESTIONS

Circle the correct answer. The text is about Tom's birthday party.

1. What is Tom's birthday? (1) _____

2. What is Tom's favourite food? (2) _____

3. What is Tom's favourite drink? (3) _____

4. What is Tom's favourite game? (4) _____

5. What is Tom's favourite colour? (5) _____

6. What is Tom's favourite animal? (6) _____

7. What is Tom's favourite sport? (7) _____

8. What is Tom's favourite season? (8) _____

9. What is Tom's favourite month? (9) _____

10. What is Tom's favourite day of the week? (10) _____

11. What is Tom's favourite time of day? (11) _____

12. What is Tom's favourite place? (12) _____

13. What is Tom's favourite hobby? (13) _____

14. What is Tom's favourite subject? (14) _____

15. What is Tom's favourite teacher? (15) _____

16. What is Tom's favourite friend? (16) _____

17. What is Tom's favourite teacher's name? (17) _____

18. What is Tom's favourite friend's name? (18) _____

19. What is Tom's favourite teacher's subject? (19) _____

20. What is Tom's favourite friend's hobby? (20) _____

21. What is Tom's favourite teacher's name? (21) _____

22. What is Tom's favourite friend's name? (22) _____

23. What is Tom's favourite teacher's subject? (23) _____

24. What is Tom's favourite friend's hobby? (24) _____

25. What is Tom's favourite teacher's name? (25) _____

26. What is Tom's favourite friend's name? (26) _____

27. What is Tom's favourite teacher's subject? (27) _____

28. What is Tom's favourite friend's hobby? (28) _____

29. What is Tom's favourite teacher's name? (29) _____

30. What is Tom's favourite friend's name? (30) _____

31. What is Tom's favourite teacher's subject? (31) _____

32. What is Tom's favourite friend's hobby? (32) _____

33. What is Tom's favourite teacher's name? (33) _____

34. What is Tom's favourite friend's name? (34) _____

35. What is Tom's favourite teacher's subject? (35) _____

36. What is Tom's favourite friend's hobby? (36) _____

37. What is Tom's favourite teacher's name? (37) _____

38. What is Tom's favourite friend's name? (38) _____

39. What is Tom's favourite teacher's subject? (39) _____

40. What is Tom's favourite friend's hobby? (40) _____

41. What is Tom's favourite teacher's name? (41) _____

42. What is Tom's favourite friend's name? (42) _____

43. What is Tom's favourite teacher's subject? (43) _____

44. What is Tom's favourite friend's hobby? (44) _____

45. What is Tom's favourite teacher's name? (45) _____

46. What is Tom's favourite friend's name? (46) _____

47. What is Tom's favourite teacher's subject? (47) _____

48. What is Tom's favourite friend's hobby? (48) _____

49. What is Tom's favourite teacher's name? (49) _____

50. What is Tom's favourite friend's name? (50) _____

51. What is Tom's favourite teacher's subject? (51) _____

52. What is Tom's favourite friend's hobby? (52) _____

53. What is Tom's favourite teacher's name? (53) _____

54. What is Tom's favourite friend's name? (54) _____

55. What is Tom's favourite teacher's subject? (55) _____

56. What is Tom's favourite friend's hobby? (56) _____

57. What is Tom's favourite teacher's name? (57) _____

58. What is Tom's favourite friend's name? (58) _____

59. What is Tom's favourite teacher's subject? (59) _____

60. What is Tom's favourite friend's hobby? (60) _____

61. What is Tom's favourite teacher's name? (61) _____

62. What is Tom's favourite friend's name? (62) _____

63. What is Tom's favourite teacher's subject? (63) _____

64. What is Tom's favourite friend's hobby? (64) _____

65. What is Tom's favourite teacher's name? (65) _____

66. What is Tom's favourite friend's name? (66) _____

67. What is Tom's favourite teacher's subject? (67) _____

68. What is Tom's favourite friend's hobby? (68) _____

69. What is Tom's favourite teacher's name? (69) _____

70. What is Tom's favourite friend's name? (70) _____

71. What is Tom's favourite teacher's subject? (71) _____

72. What is Tom's favourite friend's hobby? (72) _____

73. What is Tom's favourite teacher's name? (73) _____

74. What is Tom's favourite friend's name? (74) _____

75. What is Tom's favourite teacher's subject? (75) _____

76. What is Tom's favourite friend's hobby? (76) _____

77. What is Tom's favourite teacher's name? (77) _____

78. What is Tom's favourite friend's name? (78) _____

79. What is Tom's favourite teacher's subject? (79) _____

80. What is Tom's favourite friend's hobby? (80) _____

81. What is Tom's favourite teacher's name? (81) _____

82. What is Tom's favourite friend's name? (82) _____

83. What is Tom's favourite teacher's subject? (83) _____

84. What is Tom's favourite friend's hobby? (84) _____

85. What is Tom's favourite teacher's name? (85) _____

86. What is Tom's favourite friend's name? (86) _____

87. What is Tom's favourite teacher's subject? (87) _____

88. What is Tom's favourite friend's hobby? (88) _____

89. What is Tom's favourite teacher's name? (89) _____

90. What is Tom's favourite friend's name? (90) _____

91. What is Tom's favourite teacher's subject? (91) _____

92. What is Tom's favourite friend's hobby? (92) _____

93. What is Tom's favourite teacher's name? (93) _____

94. What is Tom's favourite friend's name? (94) _____

95. What is Tom's favourite teacher's subject? (95) _____

96. What is Tom's favourite friend's hobby? (96) _____

97. What is Tom's favourite teacher's name? (97) _____

98. What is Tom's favourite friend's name? (98) _____

99. What is Tom's favourite teacher's subject? (99) _____

100. What is Tom's favourite friend's hobby? (100) _____

Eating Habits

Add / Bake / Decorate / Blow out / Drink / Eat

Text

I'm Tom. I'm not very easy when it comes to food. My eating habits are not very healthy and that's a reason my mum and I usually fight about. I don't like milk but I always drink it because I want to have a strong body. When I'm at school I usually eat chocolate and sometimes a fruit. For lunch, I always have spaghetti, my favourite food and I eat a lettuce salad. In the afternoon, I drink juice and, in the evening, I have fish or meat with rice. I don't eat any other vegetables. I think I should change these habits if I want to be healthy.

READING COMPREHENSION QUESTIONS :

1- Circle the correct answer. The text is about Tom's :

- a- eating habits.
- b- family.
- c- town.

2- Write True or False.

- a- Tom doesn't drink milk. (.....)
- b- Tom eats healthy food. (.....)

3- What does Tom have for lunch and dinner ? Read the text and complete the table.

Lunch	Dinner
1-	1-
2-	2-

LANGUAGE :

1- Fill in the blanks with the correct words/expressions from the box.



dessert / drinks / fish and chips / bill / menu / order / table / thank

Customer : A (1) for two, please.

Waiter : Yes of course.

Customer : (2)you.

Waiter : Here you are. Would you like to see the (3)

Customer : Yes, please.

Waiter : Are you ready to (4)

Customer : We'd like (5) please.









Waiter : Would you like any (6)

Customer : An orange juice and a soda.

Waiter : Would you like a (7)

Customer : No thank you. Could we have the (8) please ?

2- Match a word from column A with one from column B to get correct expressions. Then, match the expression with the appropriate picture in column C.

A	B	C
a- Olive	pan	
b- French	course	
c- Roast	salad	
d- Fruit	oil	
e- Lettuce	water	
f- Mineral	chicken	
g- Main	fries	
h- Frying	stand	

WRITING

1- Label the pictures. The number of the letters corresponds to the number of dashes.

		
<p>-----</p>	<p>-----</p>	<p>----</p>
		
<p>-----</p>	<p>-----</p>	<p>-----</p>
		
<p>-----</p>	<p>-----</p>	<p>-----</p>

2- Reorder the words to make correct sentences.

a- sit / improperly / Don't.

.....

b- dish / My / is / favourite / spaghetti.

.....













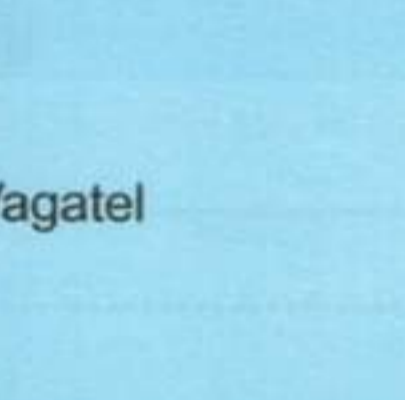





c- doesn't / healthy / She / food / eat.

.....

d- Japanese / is / famous / Sushi / dish / a.

.....

3- Unscramble the letters to make correct words. Then, match each word with the appropriate picture.

<p>(1) hBrtecu</p> 	<p>.....</p> 	
<p>(2) srenerocregG'</p> 	<p>.....</p> 	
<p>(3) eBrayk</p> 	<p>.....</p> 	
<p>(4) setesDr</p> 	<p>.....</p> 	
<p>(5) ebseVagatel</p> 	<p>.....</p> 	
<p>(6) tretSar</p> 	<p>.....</p> 	

Project Idea

- Draw a food rainbow.
- Bring your lunch boxes.
- Put your food into healthy and unhealthy.
- Make a rainbow with healthy food :
 - a- From teams.
 - b- Get each team sort the food into different colours, and then they glue them onto a large sheet of paper, in a rainbow formation.
 - c- Members of the team take turns in presenting their food rainbow.

LANGUAGE SUPPORT :

This is / These are / It's + colour, I eat it...it's healthy.

Using Means of Transport

Text

Matilda's mother says: "We're not using the car to get to school. We're going to have fun every morning!". "Great!" says Matilda.

In the morning, Matilda walks to school with her mother, her brother Jack and her dog Rex. Matilda and Jack count all the dogs and cats they see. They sing and jump together.

"Tell me what we do before we cross the road Matilda", says her mother. "Well, we stop. We look for traffic. We listen for traffic and we think – Is it safe to cross?" says Matilda. "Well done! Let's STOP here, LOOK and LISTEN for traffic and THINK – Is it safe to cross? I think it is, don't you? Let's CROSS the road," says Matilda's mother.

READING COMPREHENSION QUESTIONS :

1- Tick the correct option.

The text is about **Going to school**

- a- by car
- b- on foot
- c- by bike

2- Write True or False.

Matilda is the

mother	brother	daughter
---------------	-------	----------------	-------	-----------------	-------

3- Put a cross (x) under those who are not in the story

Matilda	Dad	The dog	Mom	Jack	The rabbit

4- Circle the adjectives that describe Matilda

careful sad angry happy

5- Number these verbs in order from 1 to 5.

Steps	Number
Look	
Listen	
Stop	
Cross	
Think	

LANGUAGE :

1- Classify the following means of transport :

plane – taxi – car – ship – bicycle – train – bus – motorbike

		
Land	Air	Water

2- Complete with the correct preposition.

on at by







- We go to Italy plane.
- We are the train station.
- I go to school foot.
- My mother goes to work car.
- The plane is the airport.

3. Find 8 words related to the airport in the following grid.

Using Means of Transport

a	r	r	i	v	a	l	c
r	h	n	x	a	y	x	z
p	l	a	n	e	l	o	b
i	b	a	g	g	a	g	e
l	p	o	o	p	q	s	m
o	d	j	g	a	t	e	n
t	s	a	t	s	l	a	w
k	t	q	a	s	q	t	x
j	c	a	z	p	c	x	r
t	a	k	e	o	f	f	x
f	r	j	n	r	a	v	t
d	t	y	p	t	o	u	i

4- Match the sentences with the appropriate pictures.







Pictures	Sentences	Answers
	a- Thank the flight attendant for serving meals	1.....
	b- Don't litter from your car	2.....
	c- Never lean out of the car window	3.....
	d- Leave your seat to the elderly.	4.....
	e- Never speak loudly on the bus.	5.....
	f- Always queue to get on the bus.	6.....

5- Fill in the blanks with 4 words from the box.

pollution - cars - earth - ride - litter

Every year on 22 September, cities celebrate the World Car-Free Day. People do not use their for a day. On that day, many children walk and run or their bikes. They want to reduce traffic and air It is good to save the..... and stay safe.

4- Match the sentences with the appropriate pictures.

Pictures	Sentences	Answers
	<p>a- Thank the flight attendant for serving meals</p>	<p>1.....</p>
	<p>b- Don't litter from your car</p>	<p>2.....</p>
	<p>c- Never lean out of the car window</p>	<p>3.....</p>
	<p>d- Leave your seat to the elderly.</p>	<p>4.....</p>
	<p>e- Never speak loudly on the bus.</p>	<p>5.....</p>
	<p>f- Always queue to get on the bus.</p>	<p>6.....</p>

5- Fill in the blanks with 4 words from the box.

pollution - cars - earth - ride - litter

Every year on 22 September, cities celebrate the World Car-Free Day. People do not use their for a day. On that day, many children walk and run or their bikes. They want to reduce traffic and air It is good to save the..... and stay safe.

1- Reorder to make correct sentences

a- to / always / park / . / taxi / We / by / go / the

.....

b- to / go / I / foot / never / . / on / school /

.....

c- next / the / is / ? / When / train

.....

2- Complete this dialogue with the missing phrases from the box.

At the airport



Sure - Enjoy your trip - Where are you flying - would you like - May I have

Check-in officer : Good morning.?

Passenger : Good morning I'm flying to London.

Check-in officer : your ticket and your passport, please?

Passenger : Here you are.

Check-in officer : Great, can you place your baggage here ?

Passenger :

Check-in officer : an aisle or a window seat ?

Passenger : Window seat, please.

Check-in officer : Ok.

Passenger : Thank you.

3- Look at the picture and write sentences using the imperative, must, and mustn't

An example :



Stand in queue ! Always stand in queue !
 You must stand in queue !
 You mustn't jump the queue !
 Don't jump the queue !
 Never jump the queue !



1

.....



2

.....



3

.....



4

.....

Project Idea

- Prepare a theatrical performance on road safety and good manners on means of transport.
- Different groups enact different scenes : family members, passengers, students, drivers, ticket agents, customs officers, flight attendants, etc.
- Enact simple stories.